


# Methods of Teaching History

## Content


- ▶ Introduction
  - ▶ Objectives
  - ▶ The Lecture and Demonstration Method
- 

# INTRODUCTION

- ▶ Some educationalists tend to classify methods of teaching in many ways e.g. traditional versus modern methods, teacher-centered versus learner-centered method. However ,it is important to note that the skilful teacher uses as many methods as possible because of the fact that there is no single method, which will be regarded as best for every teaching situation.
- 

# OBJECTIVES


Students should be able to –

- I. Define lecture method.
  - II. Define demonstration method.
  - III. Identify how to use both methods in teaching history.
  - IV. Enumerate the advantages and disadvantages of lecture and demonstration methods.
- 

# THE LECTURE AND DEMONSTRATION METHOD

- ▶ Lecture Method

This method is also called one way oral communication method. About,90% or more of the time spent by the teacher talking. The teacher presents information, ideas, facts and knowledge probably collected from books and expatiates on the topic while students listen and take notes simultaneously.



## ▶ Demonstration Method –

This method is a demonstration of doing and showing. The method applies sight and touch rather than hearing as the major means of communication. This method combines telling, showing and doing for the students. It is the basic method for introducing new skill to students and for developing understanding.

# THANK YOU

Mrs. PUSHPA KUMARI

Assistant professor

B.B.M. B.Ed. COLLEGE, SARDAHA,  
CHAS, BOKARO

Date- 20-09-2022

