

B.B.M. B.Ed. COLLEGE

SARDAHA, CHAS, BOKARO (JHARKHAND)-827013

Recognized by NCTE & Affiliated to Binod Bihari Mahto Koyalanchal University, Dhanbad , Jharkhand & J.A.C. Ranchi

Email Id- bbmbedcollege2010@gmail.com



2.3.4

Activity Plan & Lesson Plan



B.B.M. B.Ed. COLLEGE

SARDAHA, CHAS, BOKARO (JHARKHAND)-827013

2.3.4

Activity Plan

List of ICT support used by students in various Learning Situation

Sl.No.	Learning Situation	Activity
1.	Understanding theory courses	<ul style="list-style-type: none">❖ Use of smartboard to make theory class more effective❖ To provide additional learning materials through whatsapp❖ Use of PPT to make teaching learning process more effective
2.	Practice teaching	<ul style="list-style-type: none">❖ Use of digital photography, PPT presentation in practice teaching.❖ Create a whatsapp group according to pedagogy.
3.	Internship	<ul style="list-style-type: none">❖ Use of PPT (Power point presentation and digital photography n ICT based Lesson plan❖ Use of smart classes by pupil teacher during school internship
4.	Out of Classroom Activities	<ul style="list-style-type: none">❖ Use digital camera and smart phone during co-curricular activities❖ Use of smart board and projector for showing informatives videos and educational movies

Kumud Ranjan
Principal
B. B. M. B.Ed College
Sardaha, Chas, Bokaro

B.B.M. B.Ed. COLLEGE

SARDAHA, CHAS, BOKARO (JHARKHAND)

Recognized by
NCTE & Affiliated to Binod Bihari Mahto Koylanchal University, Dhanbad



RECORD OF PRACTICE TEACHING LESSONS

SESSION - 2021 - 23

Name of the Pupil-Teacher Arvind Kumar Mahato
Name of the College B.B.M. B.Ed. College, Sardaha, Chas
Teaching Method Subject (s): English
Class: B.Ed Sem - III Sec: A Age: _____
College Roll No. 05 Regd. No. BBMKU-210/159 Univ. Roll No. 221071756189

CERTIFICATE

It is certified that Arvind Kumar Mahato College Roll No. 05
University Roll No. 221071756159 Session 2021-23
Teaching Subject English has completed the teaching practices and
delivered 35 practice lessons and 35 discussion lesson from
28/06/2023 to 04/06/23 regularly in U.M.S Mahuar School
and supervision has been made by the supervisory staff of B.B.M. B.Ed
COLLEGE, SARDAH, CHAS BOKARO adequately. Hence He/She is qualified for final B.Ed.
Examination.

Drijay
Supervisor

Date

Kinnal Prasad
Principal

INDEX

S.NO	Name of Topic	Class	Date	Remarks
1.	A Heritage of Trees	VIII	28/06/23	
2.	"	VIII	01/07/23	
3.	Living In the Age of Google	VIII	03/07/23	
4.	"	VIII	04/07/23	
5.	Babe Ate a Microchip	VIII	05/07/23	
6.	The Sri Krishna Eating House	VIII	06/07/23	
7.	"	VIII	07/07/23	
8.	Young Voices of Change	VIII	08/07/23	
9.	"	VIII	09/07/23	
10.	Fry, Fry Again	VIII	10/07/23	
11.	Ahila	VII	11/07/23	
12.	"	VII	12/07/23	
13.	"	VII	13/07/23	
14.	Be a Friend	VII	14/07/23	
15.	"	VII	15/07/23	
16.	The Eyes Have It	VII	16/07/23	
17.	"	VII	17/07/23	
18.	"	VII	18/07/23	
19.	The Rangoli	VII	19/07/23	
20.	"	VII	20/07/23	
21.	The Four Puppets	VII	21/07/23	

S.NO	Name of Topic	Class	Date	Ret
22.	The four Puppets	VII	22/07/23	
23.	"	VII	23/07/23	
24.	I saw a New world	VII	24/07/23	
25.	"	VII	25/07/23	
26.	Uncle Podger Hangs a picture	VII	26/07/23	
27.	"	VII	27/07/23	
28.	Daddy fell into the Pond	VII	28/07/23	
29.	"	VII	29/07/23	
30.	The Olympics	VII	30/07/23	
31.	"	VII	31/07/23	
32.	"	VII	01/08/23	
33.	Nine Gold medals	VII	02/08/23	
34.	"	VII	03/08/23	
35.	The Nobel Peace Prize	VII	04/08/23	

Dvij

DETAILED LESSON PLAN

Lesson Plan No. 36

Pupil Teacher's Name Atvind Kumar Mahato Roll No.: 05 Date: 28/06/23
(अध्यापक का नाम) (अनुक्रमिक) (दिनांक)

Name of the School: U.M.S Mahato Class & Sec: 8
(विद्यालय का नाम) (कक्षा और विभाग)

Subject: English Age: 14+ Period: 2nd Duration: 45 mins
(विषय) (आयु) (काल) (अवधि)

Lesson taught yet: 35 Time: 7:45 - 8:30 AM
(जब तक पढ़ाया हुआ पाठ) (समय)

Topic: A Heritage of Trees Sub-Topic: ~~Forest~~ ~~and~~ ~~Climate~~
(शीर्षक) (उप-शीर्षक)

Aims & Objectives <small>(लक्ष्य एवं उद्देश्य)</small>	Instructional Aims & Objectives in terms of Behavioral Changes <small>(व्यवहारगत परिवर्तन के संदर्भ में अनुदेशनात्मक लक्ष्य एवं उद्देश्य)</small>	Methods & Techniques <small>(विधियाँ और उपकरण)</small>
General Aims <small>(सामान्य उद्देश्य)</small>		
(i)	To create interest for English language.	
(ii)	To understand the ethics of English.	
(iii)	To enhance the vocabulary and comprehension of students.	
Specific Objectives <small>(विशेष उद्देश्य)</small>	✓	
Knowledge:-	Students will be able to know about the poet David Horsburgh.	

Specific Objectives (विशिष्ट उद्देश्य)	Instructional Aims & Objectives in terms of Behavioral Changes (व्यवहारगत परिवर्तन के सन्दर्भ में अनुदेशनात्मक लक्ष्य एवं उद्देश्य)	Methods & Techniques (विधियाँ और कौशल)
Understanding	Students will be able to understand about the importance of trees.	
Applications	Students will be able to use the benefits of trees in future life.	

- References to be used: (संदर्भ प्रयोग किये गए)
1. NCERT: Daffodil, class - VIII, Ranchi, April 2019
 2. Roy, Bholanath: Bhargava Dictionary, Varanasi, October 2014
 3. Agarwala, N.K: English Grammar and Composition, Haryana, October 2010

Methods of Teaching: (शिक्षण विधियाँ) Text-Book method, Grammar-translation method

Techniques & Skills of Teaching: (शिक्षण तकनीक और कौशल) Skill of introducing skill, Skill of questioning skill

Maxims of Teaching: (शिक्षण सूत्र) Simple to complex, Known to Unknown

Teaching Aids to be Used: (शिक्षण साधनों जिसका उपयोग किया गया है) General Aids - Chalk, Duster, Pointer etc.

Specific Aids - Text-Book, Dictionary, Chart of Trees, Post PPT about poet David Hensburgh

Previous Knowledge Assumed (पूर्वज्ञान परिक्षण)

Introduction: (प्रस्तावना)

S.No.	Pupil Teacher's Activity (उपलब्धतापक क्रिया)	Student's Activity (उत्तर क्रिया)
1.	Which gases are consists in the atmosphere?	Oxygen, Nitrogen, Carbon dioxide, -
2.	Among them which gas is more important for living beings?	Oxygen
3.	Where we get oxygen?	From trees, plants.
4.	When trees release oxygen?	During cooking food.

Declaration of the Topic (उद्देश्यकथन)


Pupil Teacher's Activity (उपलब्धतापक क्रिया)	Student's Activity (उत्तर क्रिया)	Black-Board Summary Topic (सारांश तबल शीर्षक)
After getting proper answers of the introductory questions pupil teacher will declare that today we are going to discuss about "A Heritage of Trees".	Students will listen carefully	'A Heritage of Trees'
		Topic (परामा)
		'A Heritage of Trees'
		Page No (पृष्ठ क्रमांक)
		91

Presentation : (प्रस्तुतीकरण) I

Teaching Points/Steps (शिक्षण बिन्दु /सोपान)	Behavioral Changes in terms of Instructional Objectives (अनुदेशनात्मक उद्देश्यों के संदर्भ में व्यवहारगत परिवर्तन)	
	Pupil- Teacher's Activity (छात्राध्यापक-क्रिया)	Student's Activity (छात्र-क्रिया)
About the Poet David Hobsbawgh (1923 - 1984) was a British born teacher who worked in India He first came in India in 1943. Specially known as activity based tea- ching, stories and poems.	Pupil teacher will give information about the poet.	Students will listen carefully and write down on their note- book.
Loud Reading by the Pupil teacher	Pupil- teacher will read the poem loudly with correct pronunciation, stress, pauses and accent.	Students will listen carefully.
Loud Reading by Students	Pupil- teacher will ask students to read the poem loudly with proper pron- unciation and pause.	Students will read the poem loudly with proper pronunciation and pause.
Silent Reading by students	Pupil- teacher will ask the stu- dents to read the poem sil- ently and to find the diff- cult words.	Students will read the poem silently and try to find out diff- cult words.

Teaching Strategies/Skills Teaching Aids and Activities
(शिक्षण नीतियाँ/कौशल, शिक्षण साधन और क्रियाएँ)

Chalk Board Summary
(स्वामपट्ट सरांस)



~~David Hornsbury~~

~~Born on: 1923~~

~~Died on: 1984~~

~~He was British born teacher~~

~~first came India: 1943~~

David Hornsbury

Born on: 1923

Died on: 1984

He was a British born teacher but worked in India.

He first came to India in 1943.


He was specially known as activity based teaching, stories and poems.

Presentation : (प्रस्तुतीकरण) II

Teaching Points/Steps (शिक्षण बिन्दु / सोपान)	Behavioral Changes in terms of Instructional Objectives (अनुदेशनात्मक उद्देश्यों के सम्बन्ध में व्यवहारगत परिवर्तन)	
	Pupil- Teacher's Activity (छात्राध्यापक-क्रिया)	Student's Activity (छात्र-क्रिया)
Difficult words		
1) Tragic	1) What kind of parts of	
2) Ripped	speech is tragic?	Adjective
3) Trunks	2) What is the synonyms	
4) Untimely	of Ripped?	Snatched
5) Cripples	3) What is the antonyms	
	of trunks?	Extremity/Limb
	4) What is the another	
	word of Untimely?	Badly timed
Analysis of the text		
The poem 'A Heritage of Trees' highlights the importance of trees. It emphasizes the need to — — —	Pupil teacher will be analyse the poem and ask the questions related to the text	Students will listen carefully and answer accordingly.
The poet says that he saw someone attack a tree. Such incidents — — —		

Teaching Strategies/Skills Teaching Aids and Activities
(विद्यार्थी नीति/कोशल, शिक्षण सामग्री एवं क्रियाएँ)

Chalk Board Summary
(संक्षेप सारांश)



'Heritage of Trees'

Difficult words

- 1) Tragic
- 2) Ripped
- 3) Trunks
- 4) Untimely
- 5) Cripples



~~'People attacking the tree'~~

Answers

1) By cutting it.

2) Mutilated, Ripped, crippled, and dead trees.

3) Mysore to
only.

Recapitulation: (पुनरावृत्ति)

Teaching Points/ Steps (शिक्षण बिन्दु / सोपान)	Pupil- Teacher's Activity (छात्राध्यापक-क्रिया)	Student's Activity (छात्र-क्रिया)	Chalk Board Summary (श्चापट्ट सारांश)
Recapitulation test	Recapitulation test questions		<p><u>Answers</u></p> <p>1) David Horsburgh</p> <p>2) To cut</p> <p>3) Mysore to Ooty.</p>
	1) Who has composed this poem?	David Horsburgh	
	2) What does the word 'attack' refer to in the poem?	To cut	
	3) Where does the road go from?	Mysore to Ooty.	

Evaluation: (मूल्यांकन)

Teaching Points/ Steps (शिक्षण बिन्दु / सोपान)	Pupil- Teacher's Activity (छात्राध्यापक-क्रिया)	Student's Activity (छात्र-क्रिया)	Chalk Board Summary (श्चापट्ट सारांश)
Application test	Due to lack of time pupil teacher will bring some MCQ questions are already written on Blackboard class and give instruction to write on their notebook.	Students will listen carefully and write down on their notebook.	<p><u>Fill in the blanks</u></p> <p>1) _____ was the poet of this poem.</p> <p>2) David Horsburgh was born in _____.</p> <p>3) He came first India in _____.</p> <p>4) The word 'Attack' refers to _____ in this poem.</p> <p>5) The road go from _____ to _____.</p> <p><u>Say true or false</u></p> <p>1) Rabindranath was the poet of this poem.</p> <p>2) David Horsburgh was born in 1923.</p> <p>3) He came first</p>

Home Assignment : (गृहकार्य) Write in short about this poem.

Answer



B.B.M. B.ED. COLLEGE, SARDAHA, CHAS, BOKARO

PRESENTED BY- ARVIND KUMAR MAHATO

ROLL NO-05

B.ED. SESSION-2021-2023


Principal
B. B. M. B Ed College
Sardaha, Chas, Bokaro.

METHOD OF TEACHING- ENGLISH
TOPIC- A HERITAGE OF TREES
(CLASS-8)



Ramesh Bajaj
Principal
B. B. M. B. Ed College
Sardaha, Chas, Bokaro

About Poet:- David Horsburgh

David Horsburgh (1923–1984) was a British-born educationist who worked in India. He first came to India in 1943 while serving with the Royal Air Force.



Died	Karnataka
Nationality	British
Education	SOAS
Known for	Educational Reform in India, Neel Bagh School

Kumar Singh
Principal
B. B. M. B.Ed College
Sardaha, Chas. Bokaro

Thanking You

Kumud Raj
Principal
B. B. M. B.Ed College
Gandaha, Chitwan

OBSERVATION SCHEDULE

Pupil Teacher's Name Anand Kumar Mahato Roll No.: 05 Date: 28/05/23
(शिक्षक/छात्र का नाम) (अनुक्रमांक) (दिनांक)

Subject: English
(विषय)

Topic: A Heritage of Trees
(शीर्षक)

Sub-Topic: First half stanza
(उप-शीर्षक)

~~good~~

Sign. of Students Observer

~~Dvijay~~
Sign of Supervisor

DETAILED LESSON PLAN

Lesson Plan No. 37

Pupil Teacher's Name Arvind Kumar Mahato Roll No.: 05 Date: 01/07/23
(गुरुभाष्यात्मक नाम) (अनुक्रम/क्र) (तिथि)

Name of the School: U.M.S Mahuar Class & Sec: 8
(विद्यालय का नाम) (कक्षा और विभाग)

Subject: English Age: 14+ Period: 1st Duration: 45 mins
(विषय) (वय) (काल) (अवधि)

Lesson taught yet: 36 Time: 9:00 - 9:45 A.M.
(अब तक पढ़ाया हुआ पाठ) (समय)

Topic: A Heritage of Trees Sub-Topic: Last Stanzas
(शीर्षक) (उप-शीर्षक)

Aims & Objectives <small>(लक्ष्य एवं उद्देश्य)</small>	Instructional Aims & Objectives in terms of Behavioral Changes <small>(व्यवहारगत परिवर्तन के सम्बन्ध में अनुद्देशनात्मक लक्ष्य एवं उद्देश्य)</small>	Methods & Techniques <small>(विधियाँ और कौशल)</small>
General Aims <small>(सामान्य उद्देश्य)</small>		
(i)	To create interest for English language.	
(ii)	To understand the ethics of English language.	
(iii)	To enhance the vocabulary and comprehension of students.	
Specific Objectives <small>(विशिष्ट उद्देश्य)</small>		
Knowledge :-	Students will be able to know about Heritage of trees.	

Specific Objectives (विशिष्ट उद्देश्य)	Instructional Aims & Objectives in terms of Behavioral Changes (व्यवहारगत परिवर्तन के संदर्भ में अनुद्देशनात्मक लक्ष्य एवं उद्देश्य)	Methods & Techniques (विधियाँ और कौशल)
Understanding	Students will be able to understand about the importance of trees.	
Application	Students will be able to use the benefits of trees in their future life.	

References to be used: (संदर्भ प्रयोग किये गए)

1. JCERT: Daffodil, Class-VIII, Ranchi, April
2. Roy, Bholanath: Bhargava Dictionary, October 2010, Varanasi
3. Agarwala, N.K: English Grammar and Composition, Haryana, October 2010

Methods of Teaching: Text-Book method, Grammar-translation method
(शिक्षण विधियाँ)

Techniques & Skills of Teaching: skill of questioning skill
(शिक्षण तकनीक और कौशल)

Maxims of Teaching: Known to Unknown, Simple to Complex
(शिक्षण सूत्र)

Teaching Aids to be Used: General Aids - Chalk, Duster, Pointer
(सहायक शिक्षण सामग्री जिसका उपयोग किया गया है)

Specific Aids - Text-Book, Dictionary, Chart of Heritage trees. a

Previous Knowledge Assumed (पूर्वज्ञान परिक्षण)

Introduction: (प्रस्तावना)


S.No.	Pupil Teacher's Activity (छात्राध्यापक क्रिया)	Student's Activity (छात्र क्रिया)
1.	Who was the poet of 'A Heritage of Trees'?	David Hobsbawgh
2.	When David was born?	1923
3.	Where does the road go from?	Mysore to Ooty.
4.	What does 'Attack' mean in the poem?	To cut

Declaration of the Topic (उद्देश्यकथन)

Pupil Teacher's Activity (छात्राध्यापक क्रिया)	Student's Activity (छात्र क्रिया)	Black-Board Summary Topic (स्वामपट्टे सारांश शीर्षक)
After getting proper answers of the introductory questions pupil teacher will declare that today we are going to discuss about 'A Heritage of Trees.'	Students will listen carefully.	'A Heritage of Trees'
		Topic (प्रश्न)
		'A Heritage of Trees'
		Page No (पृष्ठ क्रमांक)
		91

Teaching Strategies/Skills Teaching Aids and Activities
(विद्यार्थी/कोशक, विद्यार्थी समूह एवं क्रियाएँ)

Chalk Board Summary
(समानपत्रक सारांश)



~~Man cutting the tree~~

Know the words

Heritage - what is
on may be left
to you by some-
one who has lived
before.


Ismael - the name
of a person

more peaceful shade
- heaven

multi-^{ed} - Cut-off,
having limbs

Presentation : (प्रस्तुतीकरण) II

Teaching Points/Steps (शिक्षण बिन्दु / सोपान)	Behavioral Changes in terms of Instructional Objectives (अनुदेशनात्मक उद्देश्यों के सम्बन्ध में व्यवहारगत परिवर्तन)	
	Pupil- Teacher's Activity (छात्राध्यापक-क्रिया)	Student's Activity (छात्र-क्रिया)
Difficult words		
1) Small	1) What does 'small' mean?	"Heard by God"
2) Peaceful	2) What is the synonym of peaceful?	Restful
3) Hack	3) What is the antonyms of Hack?	Regret
4) Heritage	4) What kind of word is Ash?	Noun
5) Ash		
Analysis of the text		
The poet says The noble trees which were either planted by some ordinary	Pupil teacher will be analysis the poem and ask the questions related to the text.	Students will listen carefully and answers accordingly.
Some Important person face such a plight. Trees are for the people to enjoy in the right manner. They should not be destroyed.		



'Heritage of trees'

Difficult words

- 1) Small
- 2) Peaceful
- 3) Hack
- 4) Heritage

Small - 'Heard by God'

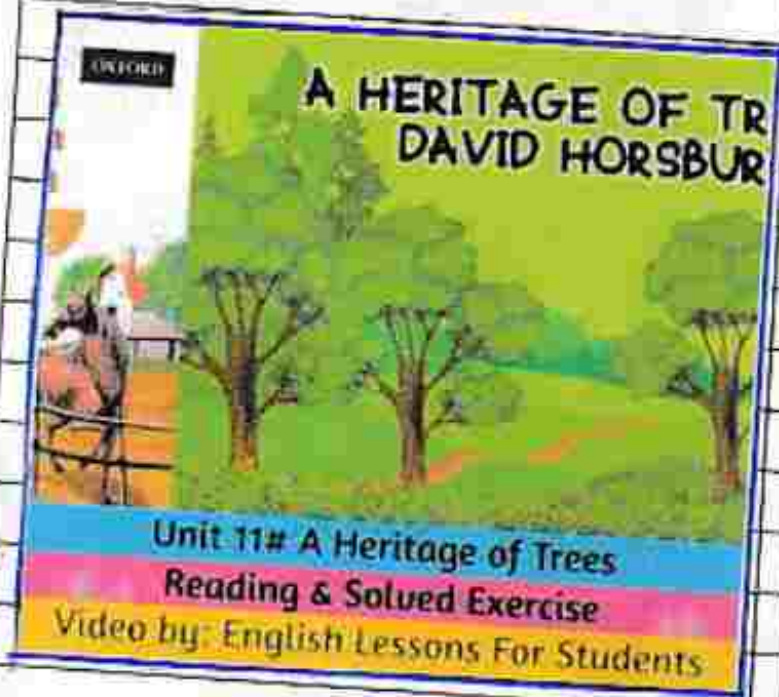
Antonyms of Hack
- Reject

Synonyms of Peaceful
- Restful

Answers

1) Those who planted them will punish the men.

3) Emphasizes the importance of trees and how precious they are.



Trees are blessing for us
and they form basis of
sustaining life on Earth.

Recapitulation: (पुनरावृत्ति)

Teaching Points/ Steps(शिक्षण बिन्दु /सोपान)	Pupil- Teacher's Activity (छात्राध्यापक-क्रिया)	Student's Activity (छात्र-क्रिया)	Chalk Board Summary (स्थानपट्ट सारांश)
Recapitulation test	Recapitulation test questions		<p><u>Answers</u></p> <p>1) To cut</p> <p>2) Emphasizes the importance of trees.</p> <p>3) 1984</p>
	1) What the does the Attack' mean in the poem?	To cut	
	2) What is the meaning of Heritage of trees?	Emphasizes the importance of trees.	
	3) When poet of this poem died?	1984	

Evaluation: (मूल्यांकन)

Teaching Points/ Steps(शिक्षण बिन्दु /सोपान)	Pupil- Teacher's Activity (छात्राध्यापक-क्रिया)	Student's Activity (छात्र-क्रिया)	Chalk Board Summary (स्थानपट्ट सारांश)
Application test	Due to lack of time pupil teacher will bring some MCQ questions are already written on B.B cloth and give instruction to write on their note-books.	Students will listen carefully and write down on their note- book.	

Home Assignment : (गृहकार्य) Briefly analysis of the
of Trees.

A

OBSERVATION SCHEDULE

Pupil Teacher's Name Ashutosh Kumar Mahato Roll No.: 05 Date: 01/07/23
(सहअवलोकनकर्ता का नाम) (अनुक्रमणिका) (तिथि)

Subject: English
(विषय)

Topic: A Heritage of Trees
(शीर्षक)

Sub-Topic: Last Stanzas
(उप-शीर्षक)



Kavita Kumari
Sign. of Students Observer

Dvijay
Sign of Supervisor

DETAILED LESSON PLAN

Lesson Plan No. 38

Pupil Teacher's Name Anand Kumar Mahato Roll No.: 05 Date: 03/07/23
(गवर्णक/शिक्षक का नाम) (अनुक्रमांक) (दिनांक)

Name of the School: D.M.S Mahuar Class & Sec: 8
(कक्षा और विभाग)

Subject: English Age: 14+ Period: Ist Duration: 45 mins
(विषय) (आयु) (काल) (अवधि)

Lesson taught yet: 37 Time: 9:00 - 9:45 A.M
(अप तक पढ़ाया हुआ पाठ) (समय)

Topic: Living in the Age of Geese Sub-Topic: First two pages
(शीर्षक) (उप-शीर्षक)

Aims & Objectives <small>(लक्ष्य एवं उद्देश्य)</small>	Instructional Aims & Objectives in terms of Behavioral Changes <small>(व्यवहारगत परिवर्तन के संदर्भ में अनुदेशनात्मक लक्ष्य एवं उद्देश्य)</small>	Methods & Techniques <small>(विधियाँ और कौशल)</small>
General Aims <small>(सामान्य उद्देश्य)</small>		
(i)	To create interest for English language.	
(ii)	To understand the ethics of English language.	
(iii)	To enhance the vocabulary and comprehension of students.	
Specific Objectives <small>(विशिष्ट उद्देश्य)</small>		
Knowledge:-	Students will be able to know about technologies.	

Specific Objectives (विशिष्ट उद्देश्य)	Instructional Aims & Objectives in terms of Behavioral Changes (प्रचारात्मक परिवर्तन के रूप में अनुदेशनात्मक लक्ष्य एवं उद्देश्य)	Methods & Techniques (विधियाँ और कौशल)
Understanding	Students will be able to understand about the importance of modern technologies.	
Application	Students will be able to apply the modern technologies in their future life.	

- References to be used: (संदर्भ प्रयोग किसे मध्य)
1. JCERT: Daffodil, Class - VIII, Ranchi, April 2019
 2. Ray, Bholanath: Bhargava Dictionary, Varanasi, October 2014
 3. Agarwal, N.K.: English Grammar and Composition, Haryana, October 2010

Methods of Teaching: Text-Book method, Grammar-translation method
(शिक्षण विधियाँ)

Techniques & Skills of Teaching: Skill of introducing skill, skill of questioning
(शिक्षण तकनीक और कौशल) Honing skill

Maxims of Teaching: Known to Unknown, Simple to Complex
(शिक्षण सूत्र)

Teaching Aids to be Used: General Aids - Chalk, Duster, Pointer etc.
(सहायक शिक्षण सामग्री जिसका उपयोग किया गया है)

Specific Aids - Text-Book method, Dictionary, Chart of modern technologies

Previous Knowledge Assumed (पूर्वज्ञान परिक्षण)

Introduction: (प्रस्तावना)

S.No.	Pupil Teacher's Activity (विद्यार्थ्यापेक्ष क्रिया)	Student's Activity (छात्र क्रिया)
1.	In ancient times, how people can talk when they are at long distance?	By posting letter
2.	How people can communicate in modern times at long distance?	By using phones.
3.	When we want to search anything in mobile then what do you search in?	In Google.

Declaration of the Topic (उद्घोषणा)

Pupil Teacher's Activity (विद्यार्थ्यापेक्ष क्रिया)	Student's Activity (छात्र क्रिया)	Black-Board Summary Topic (स्यामपट्टे सारांश शीर्षक)
After getting proper answers of the introductory questions pupil teacher will declare that today we are going to discuss about 'Living in the Age of Google?'	Students will listen carefully.	'Living in the Age of Google' Topic (प्रसंग)
		'Living in the Age of Google?' Page No (पृष्ठ क्रमांक)
		95 - 96



This text focusses on technology such as mobile and Television.

Human invented technologies to make their life easy.

But the excess use of these may disturb the peaceful thread of our lives.

- This picture focuses on technology.
- Human invented technologies to make their work easy.

Presentation : (प्रस्तुतीकरण) II

Teaching Points/Steps (शिक्षण बिन्दु / चरण)	Behavioral Changes in terms of Instructional Objectives (अनुदेशनात्मक उद्देश्यों के संदर्भ में व्यवहारगत परिवर्तन)	
	Pupil- Teacher's Activity (छात्राध्यापक-क्रिया)	Student's Activity (छात्र-क्रिया)
<u>Difficult words</u>		
1) Eagerly	1) What is the synonyms of eagerly?	Excitedly
2) Rushed	2) What is the v ¹ form of Rushed?	Rush
3) Cautious	3) What is the antonyms of cautious?	Ordinary
4) Shouted	4) What kind of parts of speech is rebuking?	Verb
5) Rebuking		
<u>Analysis of the text</u>		
This text focuses on two different perspectives towards the use of modern technology.	Pupil teacher will analyse the lesson and ask the questions related to the text.	Students will listen carefully and answer accordingly.
such as mobile phones and television.		
Human invented technologies		

Teaching Strategies/Skills Teaching Aids and Activities
(शिक्षण नीतियाँ/कौशल, शिक्षण सामग्री एवं क्रियाएँ)

Chalk Board Summary
(सालाखीय सारांश)



'Some Google apps'

Difficult words

- 1) Eagerly
- 2) Rushed
- 3) Curious
- 4) Shouted
- 5) Rebuking

Antonyms of Curious

— Ordinary

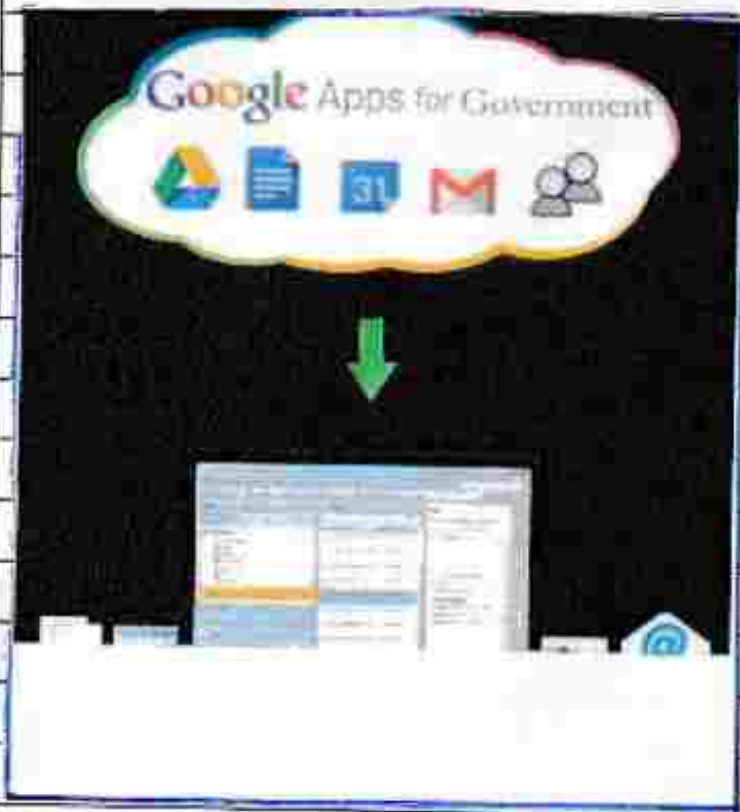
Spe. Rebuking
is a kind of
verb

Synonyms of eagerly

— Eagerly

Teaching Strategies Skills Teaching Aids and Activities
(शिक्षण रणनीतियाँ/कौशल, शिक्षण सामग्री एवं क्रियाएँ)

Chalk Board Summary
(समानपटल सारांश)



'Google Application for
'Sport.'

Answers

- 1) Waiting for his son to return back from school.
- 2) The grade card.
- 3) By browsing.
- 4) find many e-books on the net.

Recapitulation: (पुनरावृत्ति)

Teaching Points/ Steps(शिक्षण बिन्दु /सोपान)	Pupil- Teacher's Activity (छात्राध्यापक-क्रिया)	Student's Activity (छात्र-क्रिया)	Chalk Board Summary (स्थायमपट्ट सारांश)
Recapitulation test	Recapitulation test questions		<u>Answers</u>
	1) What was the name of Rupesh father?	Ramesh	1) Ramesh
	2) What did Ramesh saw at the door?	His son with his head down	2) His son with his head down
	3) How was Rupesh's grade card?	Poor grades	3) Poor grades

Evaluation: (मूल्यांकन)

Teaching Points/ Steps(शिक्षण बिन्दु /सोपान)	Pupil- Teacher's Activity (छात्राध्यापक-क्रिया)	Student's Activity (छात्र-क्रिया)	Chalk Board Summary (स्थायमपट्ट सारांश)
Application test	Due to lack of time pupil teacher will bring some recap questions are already written on B.B cloth and give information to write on their note books.	Students will listen carefully and write down on their note-books.	<u>Say true or false</u> 1) Ramesh was the name of Rupesh father. 2) Rupesh grade card was very good. 3) Rupesh took out a water bottle from his bag. 4) Rupesh playing game in mobile. 5) Rupesh start his morning by study.

Home Assignment : (गृहकार्य) Discuss the importance of modern age?

Fill in the blank
1) Rupesh took out _____ from his bag.

OBSERVATION SCHEDULE

Pupil Teacher's Name: Ashish Kumar Mahato Roll No.: 05 Date: 03/07/23
(अनुसंधानक का नाम) (अनुक्रमणिका) (दिनांक)

Subject: English

(विषय)

Topic: Living in the Age of Google

(शीर्षक)

Sub-Topic: First two pages

(उप-शीर्षक)

Kavita Kumari

Sign. of Students Observer

Dr. Jyoti

Sign of Supervisor

DETAILED LESSON PLAN

Lesson Plan No. 39

Pupil Teacher's Name Amit Kumar Mahato Roll No.: 05 Date: 09/07/23
 (ज्याचार्यात्मक का नाम) (अनुक्रमांक) (दिनांक)

Name of the School: U.M.S Mahuar Class & Sec: 8
 (विद्यालय का नाम) (कक्षा और विभाग)

Subject: English Age: 14+ Period: 2nd Duration: 45 mins
 (विषय) (वय) (काल) (अवधि)

Lesson taught yet: 38 Time: 9:45 - 10:30 A.M
 (अब तक पढ़ाया हुआ पाठ) (समय)

Topic: Living in the Age of Google Sub-Topic: page - 96 - 98
 (शीर्षक) (उप-शीर्षक)

Aims & Objectives (लक्ष्य एवं उद्देश्य)	Instructional Aims & Objectives in terms of Behavioral Changes (व्यवहारगत परिवर्तन के संदर्भ में अनुदेशनात्मक लक्ष्य एवं उद्देश्य)	Methods & Techniques (नियंत्रण और कौशल)
General Aims (सामान्य उद्देश्य)		
(i)	To create interest for English language.	
(ii)	To understand the ethics of English language.	
(iii)	To enhance the vocabulary and comprehension of students.	
Specific Objectives (विशेष उद्देश्य)		
Knowledge	Students will be able to know about modern technologies.	

Specific Objectives (विशिष्ट उद्देश्य)	Instructional Aims & Objectives in terms of Behavioral Changes (व्यवहारगत परिवर्तन के संदर्भ में अनुदेशनात्मक लक्ष्य एवं उद्देश्य)	Methods & Techniques (विधियाँ और कौशल)
Understanding	Students will be able to understand the importance of technologies.	
Application	Students will be able to use the modern technologies in their future life.	

- References to be used: (संदर्भ ग्रंथों का प्रयोग करें)
1. JCERT: Daffadil, Class- VIII, Ranchi, April
 2. Roy, Bholanath: Bhargava Dictionary, Varanasi
 3. Agarwala, N.K: English Grammar and Composition, Haryana, October 2010

Methods of Teaching: Text-Book method, Grammar-translation method
(शिक्षण विधियाँ)

Techniques & Skills of Teaching: Skill of introducing skill, Skill of questioning
(शिक्षण तकनीक और कौशल) Skill

Maxims of Teaching: Known to Unknown, Simple to Complex
(शिक्षण सूत्र)

Teaching Aids to be Used: General Aids - Chalk, Duster, Pointer etc.
(सहायक शिक्षण सागरी जिसका उपयोग किया गया है)

Specific Aids - Text-Book, Dictionary, Chart of modern technologies.

Previous Knowledge Assumed (पूर्वज्ञान परिक्षण)

Introduction: (प्रस्तावना)

S.No.	Pupil Teacher's Activity (छात्राध्यापक क्रिया)	Student's Activity (छात्र क्रिया)
1.	Why did Rupesh take out the grade card slowly?	Because he had poor grades.
2.	What did Rupesh do in middle?	find many ebooks on the net.
3.	How Rupesh start his morning?	By Browsing
4.	What was the name of Rupesh's father?	Ramesh

Declaration of the Topic (विषयव्यवहारात्मक)

Pupil Teacher's Activity (छात्राध्यापक क्रिया)	Student's Activity (छात्र क्रिया)	Black-Board Summary Topic (स्थानपट्ट सारांश शीर्षक)
After getting proper answers of the introductory questions pupil teacher will declare that we are going to discuss about 'Living in the Age of Google'	Students will listen carefully	'Living in the Age of Google' Topic (परिचय)
		'Living in the Age of Google' Page No (पृष्ठ क्रमांक)
		96-98

Teaching Strategies Skills Teaching Aids and Activities
(शिक्षण कौशल / कौशल, शिक्षण साधन एव क्रियाएँ)

Chalk Board Summary
(संक्षेप सारांश)



~~Searching technology~~

Main Characters
of this lesson

Rupesh who started his morning by browsing.

His father Ramesh who was against the technologies.

This story is about modern technologies.

Presentation : (प्रस्तुतीकरण) II

Teaching Points/Steps (शिक्षण बिन्दु / सोपान)	Behavioral Changes in terms of Instructional Objectives (अनुदेशनात्मक उद्देश्यों के संदर्भ में व्यवहारगत परिवर्तन)	
	Pupil-Teacher's Activity (छात्राध्यापक-क्रिया)	Student's Activity (छात्र-क्रिया)
Difficult words		
1) Merely	1) What is the synonym of merely?	Entirely
2) Warmth		
3) Virtual	2) What is the antonyms of warmth?	Cool/chill
4) Hampers		
5) Genuinely	3) What kind of parts of speech is noun hamper?	Noun
	4) What is the adjective form of Genuinely?	Genuine
Analysis of the text		
The world due to internet has become a smaller place and we have become more social." Mr. Ramani continued, "So what if _____ _____	Pupil teacher will analyse the lesson and ask the questions related to the text.	Students will listen carefully and answer accordingly.
Merely following people on twitter, _____ _____		



Difficult words

- 1) Merely
- 2) Warmth
- 3) Virtual
- 4) Hampers
- 5) Genuinely

Synonyms of Merely
→ Entirely.

Antonyms of warmth
→ Cool

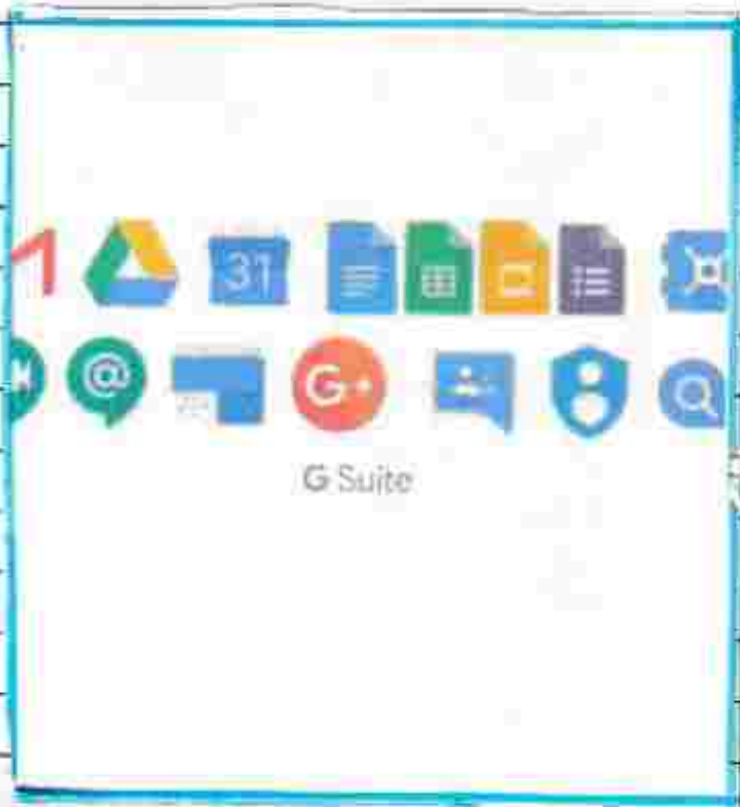
'Some important applications and software'

Presentation : (प्रस्तुतीकरण) III

Teaching Points/Steps (शिक्षण बिन्दु / चरण)	Behavioral Changes in terms of Instructional Objectives (अनुदेशनात्मक उद्देश्यों के संदर्भ में व्यवहारगत परिवर्तन)	
	Pupil- Teacher's Activity (छात्राध्यापक-क्रिया)	Student's Activity (अत्र-क्रिया)
Comprehensive test	Comprehensive test questions	
	1) How did Mr. Ramesh consolidate?	that we should use technology only when we need a little relaxation or genuinely need some information.
	2) Why was Ramesh's father angry?	Because Ramesh got poor marks.
	3) Why was Ramesh's father afraid?	Because the younger generation being so interested in violence and crime related programmes.
	4) Why was Ramesh proud of?	Because his son received an international online certificate from a prestigious university.

Teaching Strategies Skills Teaching Aids and Activities
(शिक्षण नीतियाँ / बीछन, शिक्षण सामग्री एवं क्रियाएँ)

Chalk Board Summary
(स्यामपटाउ सारांश)



Answer

2) Because Rupesh
got poor marks.

4) Because his
son received an
international online
certificate from a
prestigious univer-
sity.

Recapitulation: (पुनरावृत्ति)

Teaching Points/ Steps (शिक्षण बिन्दु / सोपान)	Pupil- Teacher's Activity (छात्राध्यापक-क्रिया)	Student's Activity (छात्र-क्रिया)	Chalk Board Summary (सह्यायकट सारांश)
Recapitulation test	Recapitulation test questions		<p><u>Answers</u></p> <p>1) Use of smart phones, T.V</p> <p>2) Younger generation so interested in violence and crime related programmes.</p>
	1) What according to Rupesh was useful for his studies?	Use of smart phones, TV.	
	2) What was Rupesh's father afraid of?	Younger generation being so interested in violence and crime related programmes.	
	3) How Rupesh gathered information?	Through demonstration classes and of die charts.	

Evaluation: (मूल्यांकन)

Teaching Points/ Steps (शिक्षण बिन्दु / सोपान)	Pupil- Teacher's Activity (छात्राध्यापक-क्रिया)	Student's Activity (छात्र-क्रिया)	Chalk Board Summary (सह्यायकट सारांश)
Application test	Due to lack of time pupil teacher will bring some MCQ questions are already written on B.B cloth and give information to write on their note-books.	Students will listen carefully and write down in their note-books.	<p><u>Say true or false</u></p> <p>1) Rupesh used his mobile phone to play games all the time.</p> <p>2) Mr. Ramesh was totally against the use of technology by his son.</p> <p>3) Rupesh received the International Stargazing award.</p> <p>4) Technology saves time and money.</p> <p>5) Technology are useful to get information and for entertainment.</p>

Home Assignment : (गृहकार्य) Discuss how internet is

Fill in the blanks

- 1) Technology save _____ and _____.
- 2) Excessive and irrational use of elec _____

Specific Objectives (विशिष्ट उद्देश्य)	Instructional Aims & Objectives in terms of Behavioral Changes (साप्ताहिक परिवर्तन को सन्दर्भ में अनुदेशनात्मक लक्ष्य एवं उद्देश्य)	Methods & Techniques (विधियाँ और कौशल)
Understanding:-	Students will be able to understand about the a baby what does he love to eat or drink?	
Application:-	Students will be able to apply their knowledge and not eat any microchip in their future life.	

- References to be used: (संदर्भ प्रयोग किये गए)
1. ICERT: Daffodil, class-viii, Ranchi, April 2019
 2. Roy, Bholanath: Bhargava Dictionary, Varanasi, October 2019
 3. Agarwala, N.K: English Grammar and Composition Haryana, October 2010

Methods of Teaching: Text-Book method, Grammar-translation method
(शिक्षण विधियाँ)

Techniques & Skills of Teaching: Skill of introducing skill, Skill of questioning skill
(शिक्षण तकनीक और कौशल)

Maxims of Teaching: Known to Unknown, Simple to Complex
(शिक्षण सूत्र)

Teaching Aids to be Used: General Aids - Chalk, Duster, Pointer etc.
(सहायक शिक्षण सामग्री जिसका उपयोग किया गया है)

Specific Aids - Text-Book, Dictionary, chart of Baby ate a microchip

Previous Knowledge Assumed (पूर्वज्ञान परीक्षण)

Introduction: (प्रस्तावना)

S.No.	Pupil Teacher's Activity (छात्राध्यापक क्रिया)	Student's Activity (छात्र क्रिया)
1.	What do you do when you feel bore?	Playing indoor games listening music etc watching TV
2.	Which instrument are you using to listen music?	Mobile, television etc
3.	Where are songs are are stored in this devices?	In micro chip

Declaration of the Topic (उद्देश्यवाक्य)

Pupil Teacher's Activity (छात्राध्यापक क्रिया)	Student's Activity (छात्र क्रिया)	Black-Board Summary Topic (श्यामपट्ट सारंश शीर्षक)
After getting proper answers of the introductory questions pupil teacher will declare that today we are going to discuss about 'Baby are a Microchip'.	Students will listen carefully.	'Baby Are a Micro-chip'
		Topic (संज्ञ)
		'Baby Are a Micro-chip'
		Page No (पृष्ठ नम्बर)
		103

Presentation : (प्रस्तुतीकरण) I

Teaching Points/Steps (शिक्षण बिन्दु / सोपान)	Behavioral Changes in terms of Instructional Objectives (अनुदेशनात्मक उद्देश्यों के संदर्भ में व्यवहारगत परिवर्तन)	
	Pupil- Teacher's Activity (छात्राध्यापक-क्रिया)	Student's Activity (छात्र-क्रिया)
About the poet		
Neal Levin is an American writer and cartoonist. He writes humorous poetry for children and teaches in cartooning workshops.	Pupil teacher will give information about the poet.	Students will listen carefully and write down on their notebook.
Loud Reading by Pupil teacher	Pupil teacher will read the poem loudly with proper pronunciation and pause.	Students will listen carefully.
Loud Reading by Students	Pupil teacher will ask the students to read the poem loudly with proper pronunciation and pause.	Students will read the poem loudly with proper pronunciation and pause.
Silent Reading by Students	Pupil teacher will ask the students to read the poem silently and to find the difficult words.	Students will read the poem silently and try to find out difficult words.

Teaching Strategies/Skills Teaching Aids and Activities
(शिक्षण रणनीतियाँ / कौशल, शिक्षण सामग्री एवं क्रियाएँ)

Chalk Board Summary
(संक्षेप में)



Neal Levin

- An American writer
- writes humorous poetry for children

Neal Levin

- American writer
- writes humorous poetry for children and teaches cartoon shops.

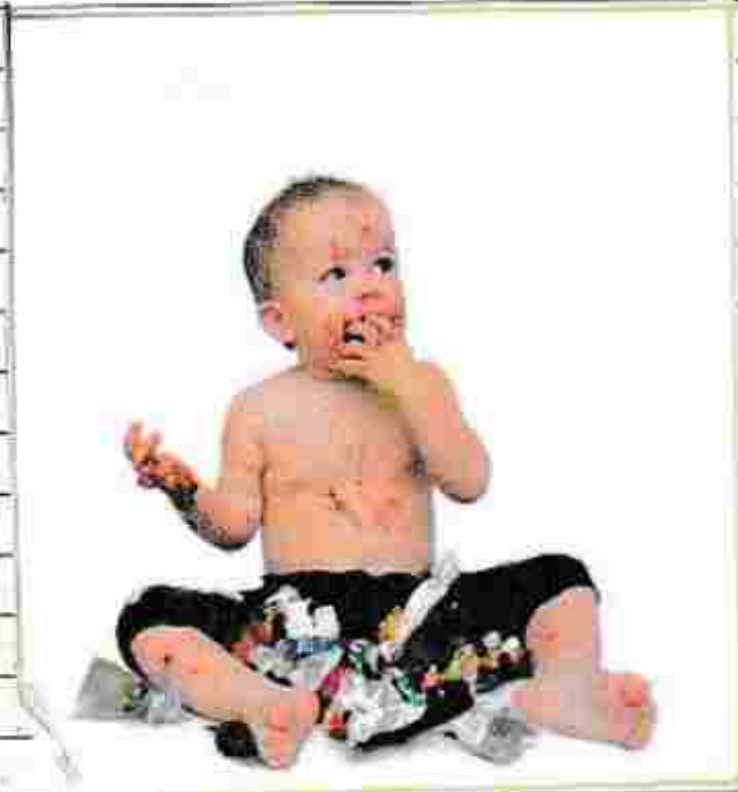
Presentation : (प्रस्तुतीकरण) II

Teaching Points/Steps (शिक्षण बिन्दु / सोपान)	Behavioral Changes in terms of Instructional Objectives (अनुदेशनात्मक उद्देश्यों के संदर्भ में व्यवहारगत परिवर्तन)	
	Pupil-Teacher's Activity (प्राध्यापक-क्रिया)	Student's Activity (छात्र-क्रिया)
Difficult words		
1) Microchip	1) What is the synonyms of Microchip?	Silicon chip
2) Beep	2) What is the antonyms of Beep?	Damaged
3) Thrives	3) What is the nearest meaning of Thrives?	To grow or develop well.
4) Ruthless		
5) Smug		
Analysis of the text		
In this poem a baby that ate a microchip and he now thinks like a computer. The rhyme is a good flow and	Pupil teacher will be analysis the poem and ask the questions related to the text.	Students will listen carefully and answer accordingly.

I think it was a pretty good poem because of the flow, the rhyme and the rhythm.		

Teaching Strategies/Skills Teaching Aids and Activities
(शिक्षण रणनीतियाँ/कौशल, शिक्षण सामग्री एवं क्रियाएँ)

Chalk Board Summary
(सामग्री का सारांश)



~~'Baby ate a Microchip'~~


Difficult words

- 1) Microchip
- 2) Beep
- 3) Thieves
- 4) Ruthless
- 5) Smug

Synonyms of Microchip
- Silicon chip

Antonyms of Beep
- Drowned

Teaching Strategies/Skills Teaching Aids and Activities
(विद्यार्थी-केंद्रित, शिक्षण सामग्री एवं क्रियाएँ)



The baby hastily reboots
the microchip.

Chalk Board Summary
(संक्षेप सारांश)

Answers

1) With the rubbers
keys and tracks, less
bugs.

2) A bag.

3) A microchip.

4) The baby hastily
rebooted the micro-
chip and due to that
reboot, all the data
uploaded to the bag
microchip got erased.

Recapitulation: (पुनरावृत्ति)

Teaching Points/ Steps (शिक्षण बिन्दु / सोपान)	Pupil- Teacher's Activity (छात्राध्यापक-क्रिया)	Student's Activity (छात्र-क्रिया)	Chalk Board Summary (सबानपट्ट सारांश)
Recapitulation test	Recapitulation test questions		<p><u>Answers</u></p> <p>1) Neat Levin</p> <p>2) A microchip</p> <p>3) A bug</p>
	1) Who was the poet of this poem?	Neat Levin	
	2) What did the baby eat?	A microchip	
	3) What did the baby catch all of a sudden?	A bug	

Evaluation: (मूल्यांकन)

Teaching Points/ Steps (शिक्षण बिन्दु / सोपान)	Pupil- Teacher's Activity (छात्राध्यापक-क्रिया)	Student's Activity (छात्र-क्रिया)	Chalk Board Summary (सबानपट्ट सारांश)
Application test	Due to lack of time pupil teacher will bring some MCQ questions already written on B.B cloth and give information to write on their note-books.	Students will listen carefully and write down on their note-books.	<p><u>M.C.Q. questions</u></p> <p>1) What did the baby eat?</p> <p>2) How did the baby catch all of a sudden?</p> <p>3) How did the baby get caught?</p> <p>4) What did the baby catch all of a sudden?</p> <p>5) How did the baby get caught?</p>

Home Assignment : (गृहकार्य) Write in short about the poem.

Ans

- Fill in the blanks
- The baby eat _____
 - The baby fight with _____
 - The baby catch all a sudden _____

OBSERVATION SCHEDULE

Pupil Teacher's Name Ashwini Kumar Mahata Roll No.: 05 Date: 05/07/23
(छात्राध्यापक का नाम) (अनुक्रमणिका) (दिनांक)

Subject: English
(विषय)

Topic: Baby Ate a Microchip Sub-Topic: 8(b)
(शीर्षक) (उप-शीर्षक)

Good

Manish Kumar
Sign. of Students Observer

Pritya
Sign of Supervisor

DETAILED LESSON PLAN

Lesson Plan No. 41

Pupil Teacher's Name Arvind Kumar Mahata

Roll No: 05

Date: 01/07/23

(अध्यापक का नाम)

(अनुक्रमिक)

(दिनांक)

Name of the School: U.M.S Mahuar

Class & Sec: 8

(कक्षा और विभाग)

Subject: English

Age: 14+

Period: 2nd

Duration: 45 mins

(विषय)

(वय)

(काल)

(अवधि)

Lesson taught yet: 40

Time: 9:45 - 10:30 A.M.

(अब तक पढ़ाया हुआ पाठ)

(समय)

Topic: The Strickland Fattig House

Sub-Topic: Page - 107 - 108

(शीर्षक)

(उप-शीर्षक)

Aims & Objectives (लक्ष्य एवं उद्देश्य)	Instructional Aims & Objectives in terms of Behavioral Changes (व्यवहारगत परिवर्तन के संदर्भ में अनुदेशनात्मक लक्ष्य एवं उद्देश्य)	Methods & Techniques (विधियाँ और प्रोशर)
General Aims (सामान्य उद्देश्य)		
(i)	To create interest for English language.	
(ii)	To understand the ethics of English language.	
(iii)	To enhance the vocabulary and comprehension of the students.	
Specific Objectives (विशेष उद्देश्य)		
Knowledge	Students will be able to know the author Anita Desai.	

Presentation : (प्रस्तुतीकरण) I

Teaching Points/Steps (शिक्षण बिन्दु / सोपान)	Behavioral Changes in terms of Instructional Objectives (अनुशनात्मक उद्देश्यों के सन्दर्भ में व्यवहारगत परिवर्तन)	
	Pupil- Teacher's Activity (छात्राचार्य-क्रिया)	Student's Activity (छात्र-क्रिया)
<p>About the author Anita Desai was born in 1937, in Mysore, and educated in Del- hi. She has written a number of short stories and several novels such as Bye-bye Black Bird and Where Shall We Go This Summer.</p>	<p>Pupil teacher will give information about the poet: author.</p>	<p>Students will read carefully and write down on their book.</p>
<p>Loud Reading by pupil teacher</p>	<p>Pupil teacher will read the lesson loudly with proper pronunciation and pause.</p>	<p>Students will listen carefully.</p>
<p>Loud Reading by Students</p>	<p>Pupil-teacher will read ask the students to read the lesson loudly with pro- per pronunciation and pause</p>	<p>Students will read the lesson loudly with proper pronunciation and pause.</p>
<p>Silent reading by Students</p>	<p>Pupil teacher will ask the stu- dents to read the lesson silently and to find the difficult words</p>	<p>Students will read the lesson silently and try to find out difficult words</p>

Teaching Strategies/Skills Teaching Aids and Activities
(विद्यया नीतिर्धी / बोधस्य विद्यया सामग्री एव क्रियते)

Chalk Board Summary
(स्वामयत्न सारसः)



Anita Desai

Born in 1937
in Missouri

She was educated
in Delhi.

Written a number
of short stories
and several
novels such as
Bye-Bye, Black
bird etc.

Anita Desai

- Born on : 1937 in Missouri
- Educated in Delhi
- Works! Short stories and
Several Novels


Presentation : (प्रस्तुतीकरण) II

Teaching Points/Steps (शिक्षण बिन्दु / चरण)	Behavioral Changes in terms of Instructional Objectives (अनुदेशनात्मक उद्देश्यों के संदर्भ में व्यवहारगत परिवर्तन)	
	Pupil-Teacher's Activity (छात्र-शिक्षक-क्रिया)	Student's Activity (छात्र-क्रिया)
<u>Difficult words</u>		
1) Trapped	1) What is the synonyms of trapped?	Captured
2) Cheapest	2) What is the antonyms of cheapest?	Costly
3) Knead	3) What parts of speech is knead?	Verb
4) Tumbler	4) What is the another word of tumbler?	Tall glass
<u>Analysis of the text</u>		
The story is based on the poverty, hardships and sorrow faced by a small rural community in India.	Pupil teacher will analysis the lesson and ask the questions related to the text.	Students will listen carefully and answers accordingly.
The story revolves around _____		

_____ who stays in a village named Thul		

Teaching Strategies/Skills Teaching Aids and Activities
(विद्यार्थी-केंद्रित / अध्यापक, विद्यार्थी समूहों एवं विचार)

Chalk Board Summary
(संक्षेप में)



~~'Sri Krishna's Eating House'~~

Difficult words

↳ Trapped
Cheapest
Afford
Knead
Tumbler

Synonyms of
tumbler - Captured

Antonyms of cheap-
most - Costly

Presentation : (प्रस्तुतीकरण) III

Teaching Points/Steps (विक्षण बिन्दु / सोपान)	Behavioral Changes in terms of Instructional Objectives (अनुदेशनात्मक उद्देश्यों के संदर्भ में व्यवहारगत परिवर्तन)	
	Pupil- Teacher's Activity (प्राध्यापक-क्रिया)	Student's Activity (छात्र-क्रिया)
Comprehensive test	Comprehensive test questions	
	1) How were the floor and the wooden tables in Sri Krishna Eating house?	All were black
	2) Why didn't the two boys in the kitchen speak to Hari?	Because they were talking in Tamil that Hari didn't know.
	3) How was the Sri Krishna Eating house different?	Because this eating house was the meanest and shabbiest.
	4) What was Hari's daily wages at the restaurant?	One rupee a day

Teaching Strategies/Skills Teaching Aids and Activities
(शिक्षण नीतियाँ / कौशल, शिक्षण सामग्री एवं क्रियाएँ)

Chalk Board Summary
(स्वामपटाळ सारांश)



Benches in Srikrishna's eating
House

Answers

1) All were black.

2) Because they were talking in Tamil that Hari didn't know.

4) One rupee a day.

Recapitulation: (पुनरावृत्ति)

Teaching Points/ Steps (शिक्षण बिन्दु / स्तूपान)	Pupil- Teacher's Activity (छात्राध्यापक-क्रिया)	Student's Activity (छात्र-क्रिया)	Chalk Board Summary (सुतानपट्ट सारांश)
Recapitulation test	Recapitulation test quest- ions		Answers 1) Anita Desai 2) The Sri Krishna Eating House 3) 1 rupee
	1) Who was the author	Anita Desai	
	of Sri Krishna Eating house	The Sri Krishna	
	2) In which Restaurant	Eating house	
	did Hari start working?	1 Rupee	
	3) How much money		
	got by Hari in		
	day?		

Evaluation: (मूल्यांकन)

Teaching Points/ Steps (शिक्षण बिन्दु / स्तूपान)	Pupil- Teacher's Activity (छात्राध्यापक-क्रिया)	Student's Activity (छात्र-क्रिया)	Chalk Board Summary (सुतानपट्ट सारांश)
Application by	Due to lack of time pupil- teacher will bring some MCQ ques. Ans are already written on B.W. cloth and give information to write on their note-books	Students will listen carefully and write down on their note books.	Say true or false 1) Anita Desai was the author of this story. 2) Anita Desai was born on 14/11/1912. 3) The Sri Krishna Eating house was very costly. 4) The floor and the wooden tables were white. 5) The owner worked hard for self. Fill in the blanks 1) _____ was author of this story. 2) The Sri Krishna Eating house is _____ Resta-

Home Assignment : (गृहकार्य) Write in shorthand about

Anita

OBSERVATION SCHEDULE

Pupil Teacher's Name Anand Kumar Mahato Roll No.: 05 Date: 06/07/23
(शिक्षकापक का नाम) (अनुसन्धीक) (दितीर)

Subject: English
(सिषु)

Topic: The Sri Krishna Fasting time Sub-Topic: page - 107, 108
(सिषु) (सुषु-सिषु)

~~✓ Great~~

Rajju Wilson
Sign. of Students Observer

Anand
Sign. of Supervisor

A
Assignment(s) on
ENHANCING PROFESSIONAL CAPACITIES - 3
Critical Understanding of ICT

Submitted to



बिनोद बिहारी महतो कोयलांचल विश्वविद्यालय, धनबाद
Binod Bihari Mahto Koyalanchal University, Dhanbad

In Partial fulfillment & requirements

For the degree of
Bachelor of education

Session 2021-2023



B.B.M B.Ed. College, Sardaha, Chas, Bokaro

Approved by NCTE, New Delhi & Recognized by B.B.M.K.U Dhanbad

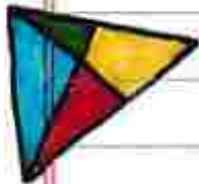
Supervisor

Name:- Janmanjay Mahato
Qual:- M.A., M.Phil
Desg:- Assistant Professor

Submitted by Pupil Teacher

Name:- Pallavi
College Roll No:- 21
Name of Paper:- EPC-3

4th Semester



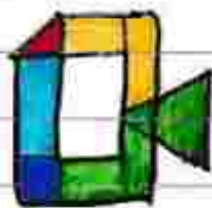
EPC-3

Critical understanding



of

ICT



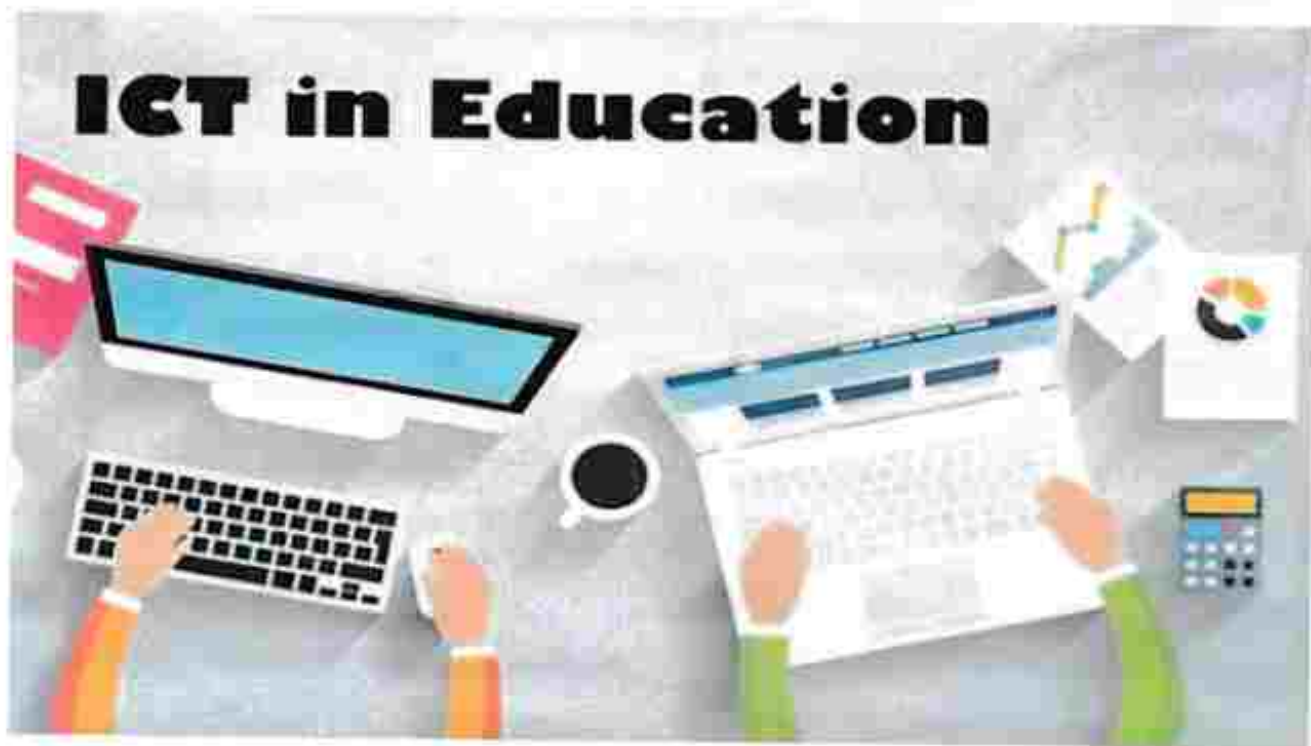
Introduction-

The first electronic computer was invented in the 1940s by Charles Babbage. Computers were initially used for complex calculations and data processing. Over time, computers have become smaller, faster and more powerful. The introduction of personal computers revolutionised the way individuals use technology. Computers have transformed various industries, such as communication, entertainment and healthcare.

Computers provide instant access to a vast amount of information through the internet. This enables users to gather knowledge, conduct research and stay updated on various topics.

Computers have transformed the education sector by providing digital learning resources, online courses and interactive educational software. Students can access education materials, collaborate with peers and ~~enag~~ engage in virtual classrooms. Computers have become essential tools in the workplace, enabling tasks such as word processing, data analysis, graphic design and project management. Computers play a significant role in entertainment, offering platforms for streaming movies, music and games.

ICT in Education



Computers automate repetitive tasks, increasing efficiency and accuracy. They are used in various industries for inventory management, manufacturing processes, customer service and more.

Computers are vital in the healthcare sector for managing patient records, medical imaging, research and diagnostics. They assist in analyzing complex data, developing treatment plans, and advancing medical discoveries.

Computers help individuals stay organised through digital calendars, to-do lists, reminders and note-taking applications. They facilitate time management, task prioritization and efficient planning.

Computers have revolutionised the way we shop and conduct business. Online platforms enable individuals and businesses to buy and sell products, reach a global audience, and streamline transactions. Computers have paved the way for innovation and creativity in various fields, such as artificial intelligence, virtual reality, 3D modelling and digital art. They provide tools and platforms for individuals to explore their imagination and push boundaries.



Computer As A Learning Tool

→ Computers provide easy access to a vast amount of information through the internet, allowing students to explore and learn about various topics.

Computer offers interactive learning experiences through educational software and online platforms, making learning engaging and fun.

With computers, students can learn at their own pace and receive personalised feedback, helping them to grasp concepts more effectively.

Computers enable students to collaborate with their peers on projects, fostering teamwork and enhancing communication skills.

Computers allow for the integration of multimedia elements, such as videos, images and interactive simulation, which can enhance understanding and retention of information.

→ Computers have evolved and enhanced Teacher-student interaction. Now teachers can teach and demonstrate the practical aspects of theories to the students with the help of various tools in computers.

- In the contemporary educational system, computer education is crucial. Internet research is more convenient for students than looking for information in large books. Information is considerably more easily accessible and available on the internet. Computers make it simpler to store information than to keep handwritten notes when it comes to retrieval.
- The educational environment has been transformed by online learning. Distance learning is now a possibility because of computer technology.
- With the aid of the internet, we are able to do an advanced study on computers. This form of research simply entails utilising a computer to access the world wide web libraries and a variety of websites that are all connected to the internet.
- Students do not need a paper copy of any documents because they may quickly make them on a computer. One of the greatest programs for students to use to produce various types of documents, including resumes, notes and presentations is Microsoft Office.

ICT - Information, Communication and Technology (Meaning and Concept)


ICT encompasses various technologies such as computers, smartphones, the internet and software applications that enable the collection, processing, storage and communication of information.

ICT facilitates communication through various channels including email, instant messaging, video conferencing and social media platforms.

It enables the efficient processing of data and information allowing for tasks such as data analysis, modeling and presentation. It provides connectivity, allowing individuals and organisations to access information and resources from anywhere in the world.

ICT is applied in various fields including education, business, healthcare, entertainment and governance to enhance productivity and improve efficiency.

It plays a crucial role in driving digital transformation enabling organisations to streamline processes, enhance productivity and improve customer experiences.



ICT provides easy access to a vast amount of information allowing individuals to stay updated, learn new skills and make informed decisions.

It facilitates (ICT Tools) collaboration among individuals and teams, regardless of their geographic locations, fostering teamwork and knowledge sharing.

ICT has revolutionised the way business is conducted with the rise of e-commerce platforms and secure online payment systems.

With the increased use of ICT, cybersecurity has become a critical concern, as it involves protecting sensitive data and systems from unauthorized access and cyber threats.

→ ADVANTAGES —

• Magazines —

- There are full of information that can be used.
- There are available at cheap rates if the subscription mode is adopted by the reader.
- There are the mirrors of the current political, social, economic region or world.

● Newspaper -

- They give flexibility of publication to the publishers.
- There have multiple contexts.
- They are a lucrative business in every nook and corner of the globe.
- These can be read by individual without distractions.

● Computers -

- Computers have very large storage capacity. The contents of around 200 sheets of A4 size paper can be stored on a small floppy disk, which is not even half the size of one sheet of paper.
- All the operations in a computer are caused by electrical pulses. We all know that electricity travels at the speed of light, computer too can perform innumerable operation in just 1 sec.

● TV & Radio -

- They give latest information to the audience.
- They entertain per excellence.
- They are cheap.
- They are passive media.

Relevance of ICT in Education


ICT includes a diverse set of technological tools and resources used to communicate, create, disseminate, store and manage information. ICT includes computers, the Internet, broadcasting technologies (radio and television) and telephony.

In digital technology, translation of information is into binary format (zero or one) where each bit is a representative of two distinct amplitudes, whereas in analog technology, information is translated into electric pulses of varying amplitudes.

UNESCO defines informatics as the science dealing with the design, realisation, evaluation, use and maintenance of information processing systems, including hardware, software, organisational and human aspects and the industrial, commercial, governmental and political implications of these.

People use technology everyday at home and at workplace. ICT tools enable anytime, anywhere access to information and resources. The various ICT tools that are used include computers we use at work, smartphones through which we talk, Internet for getting information, communicating with others through e-mail and social networks, watching movies and TV shows

T. 11



Smartphones -

Mobile phones are ICT tools for talking to people but smartphones are more advanced. With a simple mobile phone you can only make phone calls and receive calls. With a smartphone, you can make calls and do things that you normally do using a computer, such as browsing the web, sending e-mails, making video calls, playing games, listening to music, watching movies and much more.

Tablets -

A tablet is a mini computer with input, output and processing functions that are all combined into one 'touchscreen', where you can do various tasks just by touching its screen. It is bigger than a smartphone and you can perform all the functions that one can perform on a computer or a smartphone.

TV and Radio -

TV and radio are being used as an ICT tool since a long time. Radio is used to broadcast audio while TV is used to broadcast audio-visual information to many people. Radio and TV are used for both entertainment and to learn new things.

- 30/05/2016



1/2/16

- 1/2/16

SCRIPT WRITING -

- The final process of preparing a programme with shot-by-shot descriptions along with sound, music and camera instruction etc., is known as Script Writing.
- It may include sequence, scenes, shots with description, dialogues or narration, music and sound effects and camera instruction for different camera shots.

STORY TELLING -

- Story Telling describes a simple, creative process through which people with little or no experience in computer film-making gain skills needed to tell a personal story as a two minute film using predominantly still images and voiceover.

These films can then be streamed on the web or broadcast on television.

It combines techniques to develop literacy and story-telling skills with an introduction to basic information and communication technology (ICT).

SONGS-

- ICT has enabled songs/music to be propagated very easily. Due to this, we can get a whole playlist just by the click of a button. Earlier, various electronic devices like tapes, CDs, pendrive had to be used in order to store and access music. Now a days, ICT has enabled the free and paid access to almost any music (songs, albums) in the world.
- On the world stage include Spotify, Sound Cloud, Apple Music, iTunes. The Indian counterparts are Gaana, JioSaavn, Wynk Music.
- Youtube is a major contributor to enhance music listening and streaming.
- With the advent of various file sharing platforms like Whatsapp, Google Drive etc, music sharing has become very easy and convenient. With computers, internet and high speed data transfer we can listen, share, preserve and transfer our audio files anywhere in the world without any loss of quality.

Role of ICT in construction of Knowledge

- * Access to Information -
ICT provides instant access to a vast amount of information and resources, enabling learners to explore various perspectives, conduct research and deepen their understanding of different subjects.
- * Collaborative Learning -
ICT facilitates collaboration among learners, allowing them to connect and work together on projects, share ideas, and engage in meaningful discussions. This collaborative approach enhances knowledge construction through the exchange of diverse viewpoints and collective problem-solving.
- * Multimedia Learning -
ICT incorporates multimedia elements such as videos, interactive simulations and virtual reality, which enhance the learning experience by presenting information in engaging and immersive ways.

* Personalised Learning -

ICT enables personalised learning experiences, catering to individual learning styles, preferences and pace.

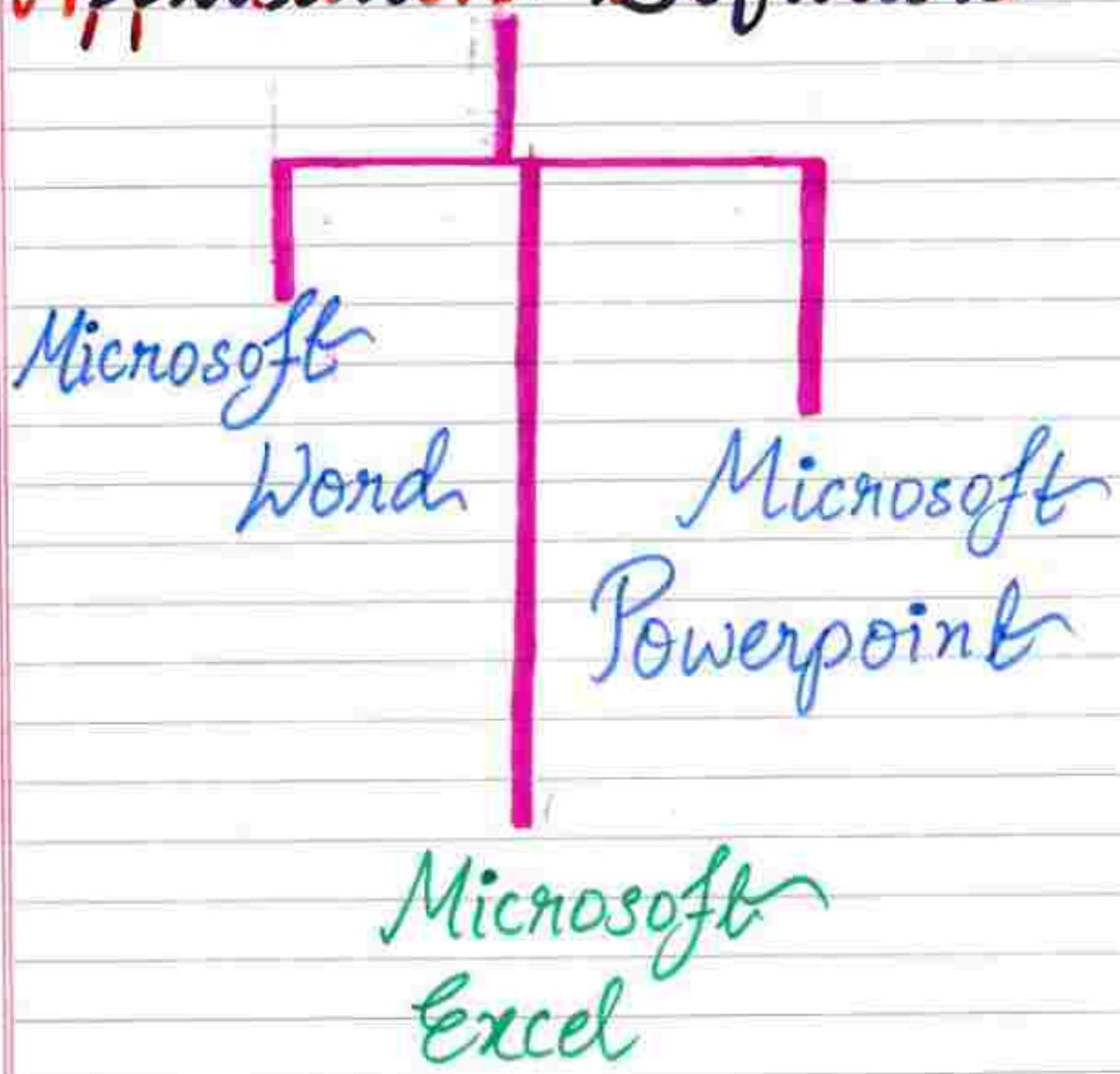
Adaptive learning platforms and intelligent tutoring systems use data and analytics to provide customised content and feedback, supporting learners in constructing knowledge based on their unique needs.

* Critical Thinking and Problem Solving -

ICT tools and applications foster critical thinking skills by challenging learners to analyse, evaluate and synthesise information from various sources.

Online discussions, research projects, and simulations encourage learners to think critically, solve problems and construct knowledge through active engagement.

Application Software

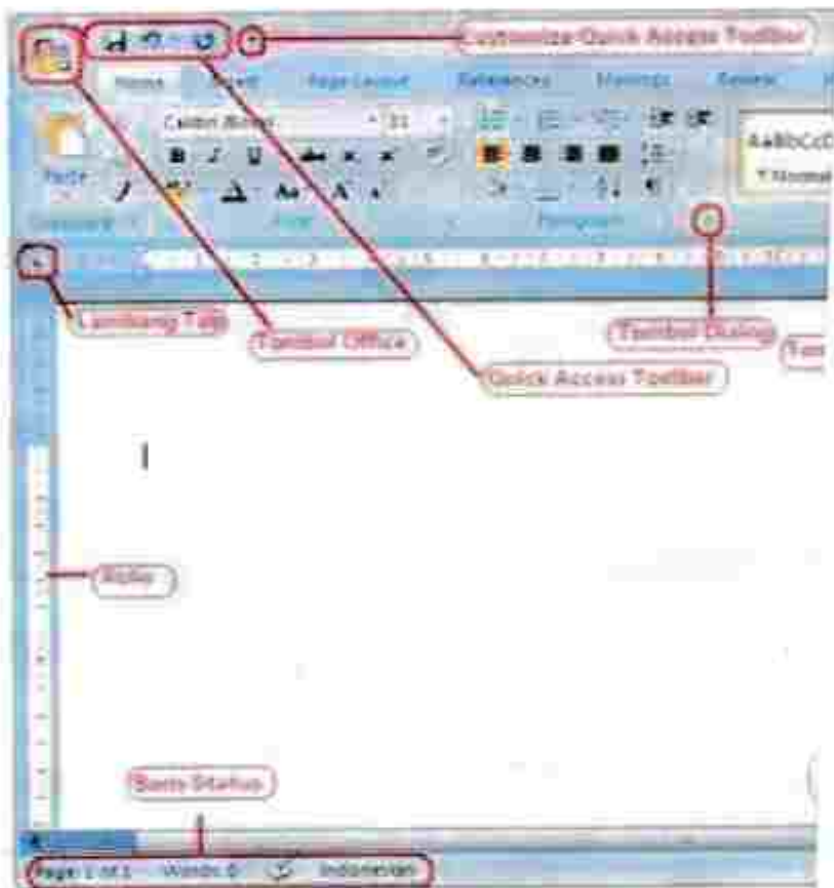


M.S WORD

Microsoft Office is an office suite of applications, servers and services developed by Microsoft. It was first announced by Bill Gates on 1 August, 1988 at COMDEX in Las Vegas. Initially a marketing term for a bundled set of applications, the first version of office contained **Microsoft Word**, **Microsoft Excel** and **Microsoft PowerPoint**.

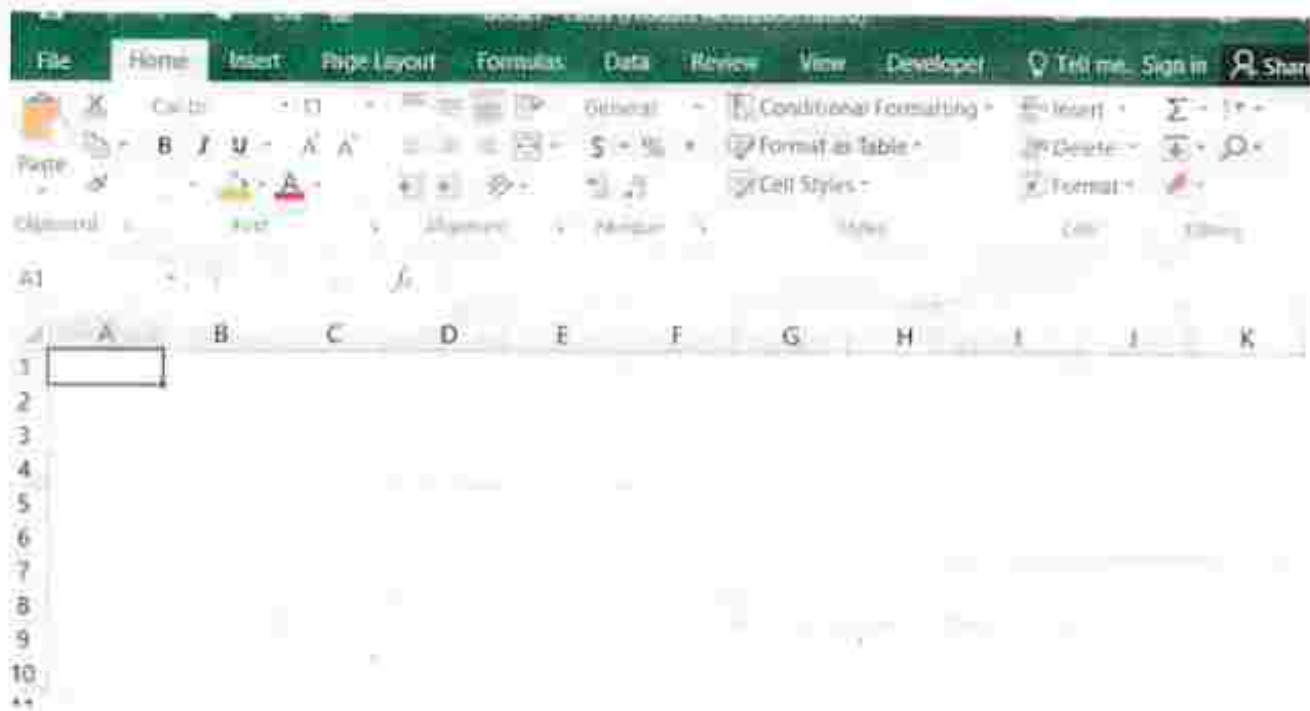
Over the years, Office applications have grown substantially closer with shared features such as a common spell checker, OLE data integration and Visual Basic for Applications scripting language.

- Microsoft Word is a great tool as typing is faster than ever, it is easy to correct the mistakes by just hitting the backspace or delete button. There are templates for any type of document and mail merge from a database so that you can easily send out the letters to multiple people at a time.
- You can use the thesaurus feature when you words run out. Copies can easily be made which saves on printing and it is much easier to do.



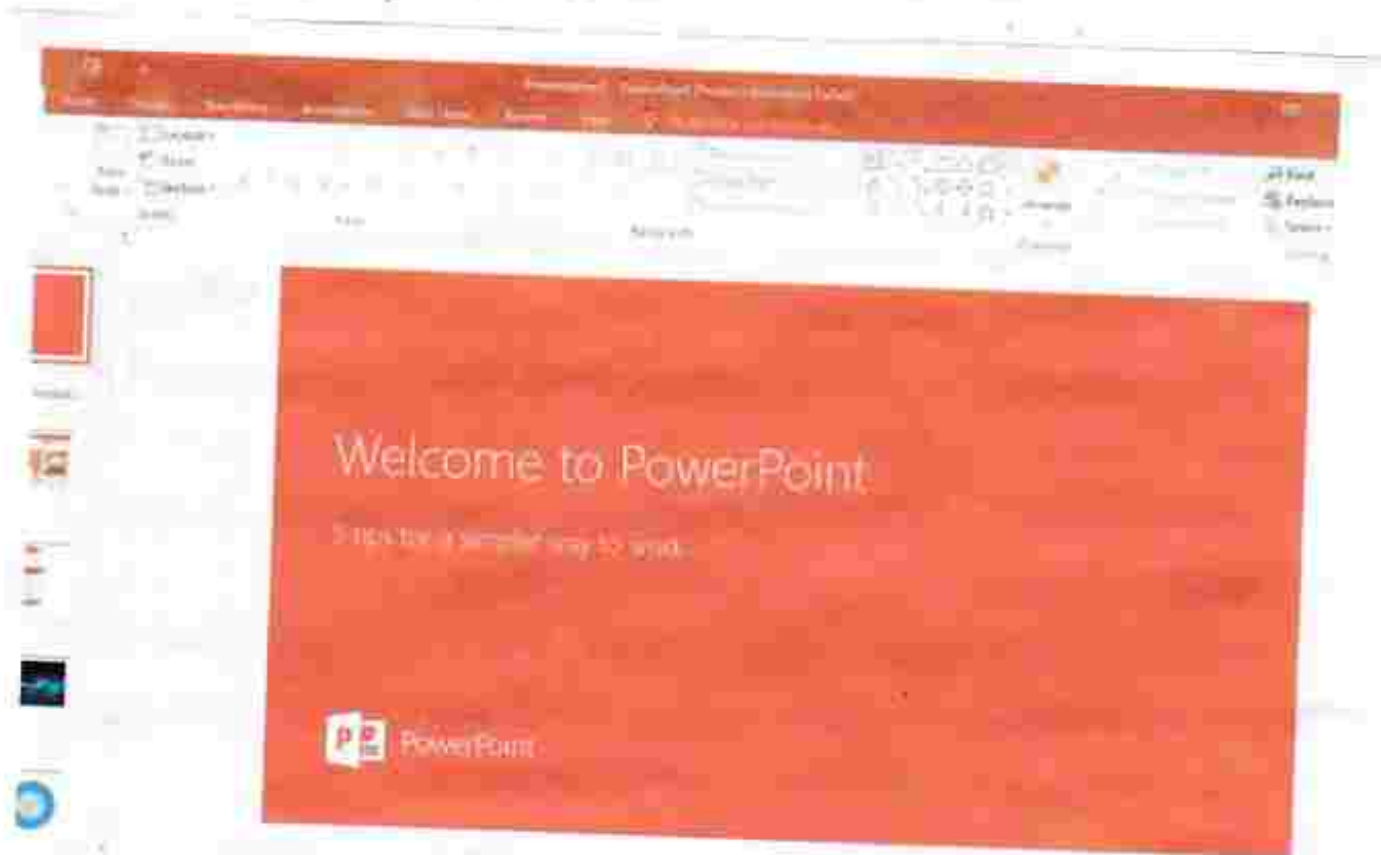
Handwritten notes in Indonesian, including the word "Kustomisasi" and other illegible text.

- Microsoft Word is available practically everywhere. It comes standard on many PCs. This makes it easy to save the documents on a flash drive, take them with you and work on them somewhere else.
- Microsoft Word lets you create the simple word processing documents like the letters and the reports. You can add colour, use clipart, variety of fonts and sizes, you can use the tables, the borders & the bullet formatting, you can format the text and the general page layout.
- Microsoft Word offers an easy to use navigation pane at the top. So, you can see the ~~exactly what it~~ visual representations of many of functions that you might need, you can simply hold your mouse cursor over an icon to see exactly what it does.
- While you are creating a document, Microsoft Word helps you make sure that it is the best it can be, when you misspell a word, Microsoft Word will underline it, you can click on the word and get suggested spellings. If you type a sentence that has poor grammar, it will underline the sentence for you and ~~yet~~ you can change the document while you are still working on it.



M.S-EXCEL

- Excel has the ability to organise large amounts of data into orderly spreadsheets and charts quickly, it is easy to enter and format the data, it has the ability to create the graphical or the visual representations of your data.
- Excel can be used for analysis and decision making. It allows the professors to put the grades on a spreadsheet by numbers which then allows the students to access the spreadsheet and view their grades on the exams and the quizzes.
- Excel makes the calculations much easier than working things out yourself with a calculator. Depending on your understanding and skill with Excel, the formulas and equations are used to quickly compute both simple and complex equations using large amounts of data.
- It works with almost every other piece of software in Microsoft Office. Excel spreadsheets can be easily added to Word documents and Power point presentations to create more visually dynamic reports.



Handwritten notes in blue ink, which are mostly illegible due to blurring and fading. Some faint words like 'PowerPoint' and 'simpler' are visible.

M.S POWERPOINT

- Microsoft Powerpoint is a presentation program currently developed by ~~Misc~~ Microsoft, for use on both Microsoft ~~windows~~ Window and Apple Macintosh operating systems. PowerPoint initially named "Presenter".
- Microsoft's version of Power Point was officially launched on May 22, 1990, as a part of the Microsoft Office suite. Power Point is useful for helping develop the slide-based presentation programs available. Microsoft has also released the Power Point mobile application for use on Apple and Android mobile operating systems.
- Power point incorporates the following features which make it superior to the other presentation methods —
 - (i) Slider transition (ii) Colours schemes and fonts.
 - (iii) Auto layout and masters (iv) adding pictures (v) adding multimedia effect (vi) Drawing on slides (vii) adding charts
- Power point window elements are —
 - File bottom, Quick access tool bar, Title bar, Control bottom etc.



NEWSPAPERS IN EDUCATION

Use of Newspaper in Education

Enhancing Reading Skills -

Newspapers provide a wide variety of articles, stories and editorials that can help students improve their reading comprehension, vocabulary and critical thinking skills.

Current Events and News Awareness -

Newspapers offer real-time information about local, national and international events. By incorporating newspapers into the curriculum, educators can keep students informed about current affairs and encourage discussions on important topics.

Developing Analytical Skills -

Newspapers present different perspectives on issues, allowing students to analyse and ~~enact~~ evaluate information critically. They can learn to identify bias, detect reliable sources and form their own opinions ~~for~~ based on evidence.



Promoting Media Literacy —

With the rise of digital media, it's crucial for students to develop media literacy skill. Newspapers can serve as a tangible and credible source of information, helping students understand the importance of fact-checking and distinguishing between reliable and unreliable sources.

Cultural and Global Awareness —

Newspapers cover a wide range of topic, including culture, arts, science and sports. By reading newspapers, students can gain insights into different cultures, communities, and perspectives from around the world.

B.B.M. B.Ed. COLLEGE

SARDAHA, CHAS, BOKARO (JHARKHAND)-827013

Recognized by NCTE & Affiliated to Binod Bihari Mahto Koyalanchal University, Dhanbad , Jharkhand & J.A.C. Ranchi

Email Id- bbmbedcollege2010@gmail.com



Photographs in various learning situations



B.B.M. B.Ed. COLLEGE

SARDAHA, CHAS, BOKARO



Use of ICT in School during Internship

Kumud Rajan
Principal
B. B. M. B.Ed College
Sardaha, Chas, Bokaro



B.B.M. B.Ed. COLLEGE

SARDAHA, CHAS BOKARO



Morning Assembly

During Internship

Kumud Raj
Principal
B. B. M. B.Ed College
Sardaha, Chas, Bokaro



B.B.M. B.Ed. COLLEGE

SARDAHA, CHAS BOKARO



Games and Sports

Drawing Internship

Kumari Pranjana
Principal

B. B. M. B.Ed College
Sardaha, Chas, Bokaro



B.B.M. B.Ed. COLLEGE

SARDAHA, CHAS BOKARO



Classroom

during Internship

Kumari Raju
Principal
B. B. M. B.Ed College
Sardaha, Chas, Bokaro



Doing P.E.T with students

Kunwar Raju
Principal

B. B. M. B Ed College
Karo



PET after morning assembly

Kunwar Raju
Principal

B. B. M. B Ed College
Karo



Dancing Practise



Singing

Kang Raju
Principal

B. B. M. B.Ed College
Sarraha, Chap Rokaro